



EXTERNAL GRINDER


HOD4-SP

H18-SP

H18R-SP

H18T-SP

NC-18



Pintai Machinery is a specialized manufacturer of high precision samll grinders. In addition, we can design and manufacture various grinders according to customer's requirements. Currently we offer a series of equipment applicable for front process in tungsten carbide tool production, including tungsten carbide step-tool grinders, NC fully automatic chamfering machine, NC fully automatic carbide tool cutting machine, internal grinders, external grinders, polishing machines and cutting machines...etc.

3-Jaw Chuck Type External Grinder

HOD4-SP

*Linear Scale : option



Dry Grinding Model (Standard)

Wet Grinding Model (Optional)

With Coolant flushing system and splash guard

Modle/Specification	Unit	HOD4-SP
Clamping range of workpiece diameters	mm	Ø1-Ø100
Range of grinding diameter	mm	Ø0.8-Ø40
Travel X axis	mm	90
Travel Y axis	mm	50
Feed		
Y axis feed per graduation	mm	0.005
X · Y axis feed method	-	Manual
X · Y axis feed rate	-	Manual
Work Head		
Work spindle speed (variable)	rpm	0-600
Work head swiveling angle	deg.	±22.5°
Work head servo motor	W	400
Grinding Wheel Head		
Grinding wheel motor	HP	1
Grinding wheel spindle speed (variable)	rpm	0-12000
Machine dimension (L*W*H)	mm	900*1180*1520
Machine weight (approx.)	kg	400

▶ Machine Features

- Workpiece is clamped a 4" 3-Jaw chuck.
- Workpiece diameter can be clamped is $\varnothing 1$ - $\varnothing 100$ mm.
- X / Y axis feeds are manually operated.
- The grinding wheel spindle running is controlled through a frequency inverter.
- Variable speed change for the wheel spindle and the work spindle.
- Double "V" slideways are hardened. Slide surfaces are precision ground, coated with Turcite-B and hand scraping.





▶ Control Panel

- A centralized operation panel.

▶ Work Head

- This machine employs a 4" 3-jaw chuck for clamping workpiece.
- The entire work head can be swiveled in the range of 22.5°(single side) that makes the machine suitable for grinding internal taper of workpiece.
- Work head spindle speed is variable 0~600rpm.



▶ Grinding Wheel Head

- Grinding wheel head feeds through handle control.
- Can install linear scale to have more accurate position, resolution of linear scale is 1 μ m.
- Grinding wheel spindle speed is 0~12,000 rpm.

▶ Standard Accessories

Grinding Wheel ($\varnothing 100 \times \varnothing 20 T \times \varnothing 25.4$ mm)
 Wheel Flange $\varnothing 25.4$ mm
 Flange extractor
 Flange spacer (one each thick & thin)

$\pm 45^\circ$ Rotary Table
 Working Light
 Tool box and Kit

▶ Optional Accessories

Vacuum cleaner
 Coolant Device
 Linear Scale (Two axes, 1 μ m)

Diamond / CBN grinding wheel
 (Customized grinding wheel is available)

▶ Applications

Punching mold parts

Plastic mold parts

Micro parts

Roller Type External Grinder H18-SP

*Linear Scale : option



**Dry Grinding Model
(Standard)**



Wet Grinding Model (Optional)
With Coolant flushing system and splash guard



Wet Grinding Model (Optional)
With Coolant flushing system and semi-splash guard

Modle/Specification	Unit	H18-SP
Clamping range of workpiece diameters	mm	Ø1~Ø25
Range of grinding diameter	mm	Ø0.3~Ø25
Travel X axis	mm	90
Travel Y axis	mm	50
Feed		
Y axis feed per graduation	mm	0.005
X · Y axis feed method	-	Manual
X · Y axis feed rate	-	Manual
Work Head		
Work spindle speed(variable)	rpm	0~380
Work head swiveling angle	deg.	±5°
Work head servo motor	W	25
Grinding Wheel Head		
Grinding wheel specification	mm	Ø100*20T*Ø25.4
Grinding wheel motor	HP	1
Grinding wheel spindle speed (variable)	rpm	0~12000
Machine dimensions (L*W*H)	mm	850*820*1480
Machine Weight (approx.)	kg	250

▶ Machine Features

- Workpiece is held by rollers.
- X / Y axis feeds are manually operated.
- The grinding wheel spindle running is controlled through a frequency inverter.
- Variable speed change for the wheel spindle and the work spindle.
- Double "V" slideways are hardened. Slide surfaces are precision ground, coated with Turcite-B and hand scraping.



▶ Control Panel

- A centralized operation panel.




▶ Work Head

- The workpiece is held on the rollers and can be adjusted vertically to achieve an accurate alignment between the workpiece and the grinding wheel.
- The entire work head can be swiveled in the range of $\pm 5^\circ$ that makes the machine suitable for grinding external taper of workpiece.

▶ Grinding Wheel Head

- Grinding wheel head feeds through handle control.
- Can install linear scale to have more accurate position, resolution of linear scale is $1\mu\text{m}$.
- Grinding wheel spindle speed is 0~12,000 rpm.



▶ Standard Accessories

Grinding Wheel ($\varnothing 100 \times \varnothing 20 \times \varnothing 25.4 \text{mm}$)
 Wheel Flange $\varnothing 25.4 \text{mm}$
 Flange extractor
 Flange spacer (one each thick & thin)

Radius Dresser
 Working Light
 Tool box and Kit

▶ Optional Accessories

Vacuum cleaner
 Coolant Device
 Linear Scale (Two axes, $1\mu\text{m}$)
 $\pm 45^\circ$ Rotary Table

Angle Dresser
 Face Dresser
 Roller Size 10T.12T.16T.20T
 Roller Size 6T.8T.38T

Diamond / CBN grinding wheel
 (Customized grinding wheel is available)

▶ Applications

Punching mold parts

Plastic mold parts

Micro parts

Roller Type External Grinder (FACE)

H18R-SP

*Linear Scale : option



Dry Grinding Model (Standard)



Wet Grinding Model (Optional)
With Coolant flushing system and splash guard



Wet Grinding Model (Optional)
With Coolant flushing system and semi-splash guard


Modle/Specification	Unit	H18R-SP
Clamping range of workpiece diameters	mm	Ø1-Ø25
Range of grinding diameter	mm	Ø0.3-Ø25
Travel X axis	mm	90
Travel Y axis	mm	50
Feed		
Y axis feed per graduation	mm	0.005
X \ Y axis feed method	-	Manual
X \ Y axis feed rate	-	Manual
Work Head		
Work spindle speed(variable)	rpm	0-380
Work head swiveling angle	deg.	+0-90°
Work head servo motor	W	25
Grinding Wheel Head		
Grinding wheel specification	mm	Ø100*20T*Ø25.4
Grinding wheel motor	HP	1
Grinding wheel spindle speed (variable)	rpm	0-12000
Machine dimensions (L*W*H)	mm	850*820*1480
Machine Weight (approx.)	kg	250

▶ Machine Features



▶ Control Panel

- A centralized operation panel.



▶ Grinding Wheel Head

- Grinding wheel head feeds through handle control.
- Can install linear scale to have more accurate position, resolution of linear scale is 1 μ m.
- Grinding wheel spindle speed is 0~12,000 rpm.



▶ Work Head

- The workpiece is held on the rollers and can be adjusted vertically to achieve an accurate alignment between the workpiece and the grinding wheel.
- The entire work head can be swiveled in the range of 90° that makes the machine suitable for grinding angle or face of workpiece.

▶ Standard Accessories

Grinding Wheel ($\varnothing 100 \times \varnothing 20 T \times \varnothing 25.4 \text{mm}$)
 Wheel Flange $\varnothing 25.4 \text{mm}$
 Flange extractor
 Flange spacer (one each thick & thin)

$\pm 45^\circ$ Rotary Table
 Radius Dresser
 Working Light
 Tool box and Kit

▶ Optional Accessories

Vacuum cleaner
 Coolant Device
 Linear Scale (Two axes, 1 μ m)
 Angle Dresser

Face Dresser
 Roller Size 10T.12T.16T.20T
 Roller Size 6T.8T.38T

Diamond / CBN grinding wheel
 (Customized grinding wheel is available)

▶ Applications

Face of punching

Face of plum blossom needle

Face of hex punch

Roller Type External Grinder (Special for tool)

H18T-SP

*Linear Scale : option



Wet Grinding Model (Standard)
With Coolant flushing system and splash guard



Wet Grinding Model (Optional)
With Coolant flushing guard and semi-splash guard

Modle/Specification	Unit	H18T-SP
Clamping range of workpiece diameters	mm	Ø1-Ø25
Range of grinding diameters	mm	Ø0.3-Ø25
X axis Travel	mm	90
Y axis Travel	mm	50
Feed		
Y axis feed per graduation	mm	0.005
X \ Y axis feed method	-	Manual
X \ Y axis feed rate	-	Manual
Work Head		
Work spindle speed(variable)	rpm	0-380
Work head swiveling angle	deg.	±5°
Work head motor(servo motor)	W	25
Grinding Wheel Head		
Wheel specification	mm	Ø31.75
Wheel head motor	HP	1
Wheel spindle speed(variable)	rpm	0-12000
Machine dimensions(L*W*H)	mm	850*820*1480
Machine weight (approx.)	kg	250

▶ Machine Features

- Workpiece is held by rollers.
- X / Y axis feeds are manually operated.
- The grinding wheel spindle running is controlled through a frequency inverter.
- Variable speed change for the wheel spindle and the work spindle.
- Double "V" slideways are hardened. Slide surfaces are precision ground, coated with Turcite-B and hand scraping.



▶ Control Panel

- A centralized operation panel.




▶ Work Head

- The workpiece is held on the rollers and can be adjusted vertically to achieve an accurate alignment between the workpiece and the grinding wheel.
- The entire work head can be swiveled in the range of $\pm 5^\circ$ that makes the machine suitable for grinding external taper of workpiece.

▶ Grinding Wheel Head

- Grinding wheel head feeds through handle control.
- Can install linear scale to have more accurate position, resolution of linear scale is $1\mu\text{m}$.
- Grinding wheel flange is $\varnothing 31.75\text{mm}$.



▶ Standard Accessories

Grinding Wheel ($\varnothing 100 \times \varnothing 20 \times \varnothing 25.4\text{mm}$)
 Wheel Flange $\varnothing 25.4\text{mm}$
 Flange extractor
 Flange spacer (one each thick & thin)

Coolant Device
 Working Light
 Tool box and Kit

▶ Optional Accessories

Linear Scale (Two axes, $1\mu\text{m}$)
 Roller Size 10T.12T.16T.20T
 Roller Size 6T.8T.38T

Diamond / CBN grinding wheel
 (Customized grinding wheel is available)

▶ Applications

Tungsten carbide tools

Step tools

Micro Parts

NC Roller Type External Grinder

NC-18



Dry Grinding Model (Standard)



Wet Grinding Model (Optional)
With Coolant flushing system and splash guard

Model/Specification	Unit	NC-18
Clamping range of workpiece diameters	mm	Ø1-Ø25
Range of grinding diameters	mm	Ø0.3-Ø25
X axis Travel	mm	120
Y axis Travel	mm	60
Feed		
Y axis feed per graduation	mm	0.001
X · Y axis feed method	-	Auto
X · Y axis feed rate	m/min	0-4
X · Y axis feed servo motor	W	400
Work Head		
Work spindle speed (variable)	rpm	0-380
Work head swiveling angle	deg.	±5°
Work head servo motor	W	25
Grinding Wheel Head		
Standard wheel specification	mm	Ø100*20T*Ø25.4
Wheel head motor	HP	1
Wheel spindle speed (variable)	rpm	0-12000
Machine dimensions (L*W*H)	mm	1340*1430*1600
Machine weight (approx.)	kg	750

▶ Machine Features



▶ NC Control

- Equipped with a NC controller in combination with the use of touch-screen permits easy operation.



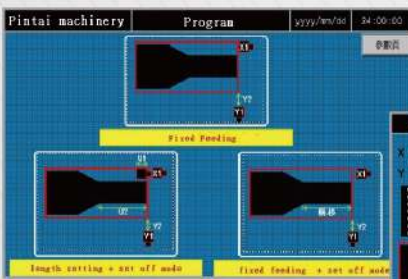
▶ Work Head

- The workpiece is held by roller, the concentricity can reach 5um.
- The entire work head can be swiveled in the range of $\pm 5^\circ$.



▶ Machine Base

- Rugged machine base structure to provide best grinding stability.



▶ Program

- The program is used PLC system to provide human interface for easy operation.
- Three kinds of grinding graphs.
- X axis and Y axis feed automatic through servo motor.

▶ MPG Hand Wheel

- The MPG handwheel provides the micro adjustment of each axis.

▶ Standard Accessories

Wheel Flange $\varnothing 25.4\text{mm}$
 Flange extractor
 Flange spacer (one each thick & thin)
 Working Light
 Tool box and Kit
 MPG Hand Wheel

NC Color Touch Screen

▶ Optional Accessories

Vacuum cleaner
 Coolant Device
 $\pm 45^\circ$ Rotary Table
 Roller Size 10T.12T.16T.20T
 Roller Size 6T.8T.38T
 Diamond / CBN grinding wheel
 (Customized grinding wheel is available)

▶ Applications


Punching mold parts Micro parts Carbide tools HSS punch parts




PINTAI MACHINERY CO., LTD.
No.322, Lianchu Rd., Fengyuan Dist., Taichung, Taiwan 42082

Ver. 201802

+886-4-2537 0951

 www.pintai-tw.com

+886-4-2539 1801

 info@pintai-tw.com

PINTAI

外徑研磨機 系列


HOD4-SP

H18-SP

H18R-SP

H18T-SP

NC-18



鑽鈦機械是一家專業生產小型研磨機，我們能夠根據客戶的需求開發出各種研磨機。目前提供鎢鋼刀具前製程一系列設備：NC全自動倒角機、NC全自動鎢鋼切斷機、鎢鋼段差研磨機、內徑研磨機、外徑研磨機、拋光機、切斷機...等

三爪式外徑研磨機

HOD4-SP

※光學尺 (選配)



乾式研磨機型(標準)



濕式研磨機型(選配)

附沖水系統、防水護罩

型號/規格	單位	HOD4-SP
可夾持工件直徑	mm	Ø1-Ø100
研磨直徑範圍	mm	Ø0.8-Ø40
X軸行程	mm	90
Y軸行程	mm	50
進給		
Y軸手輪每刻度	mm	0.005
X、Y軸進給方式	-	手動
X、Y軸床台速度	-	手動
工作主軸頭		
工作主軸轉速(無段變速)	rpm	0-600
工作主軸頭迴轉角度	deg.	±22.5°
工作主軸伺服馬達	W	400
砂輪主軸頭		
砂輪主軸馬達	HP	1
砂輪主軸轉速(無段變速)	rpm	0-12000
機械尺寸(長*寬*高)	mm	900*1180*1520
機械重量(約)	kg	400


▶ 機台特色

- 三爪夾頭夾持工件
- 可夾持工件尺寸 $\varnothing 1$ - $\varnothing 100\text{mm}$
- X, Y 軸均為手動進給
- 砂輪主軸轉速採用變頻器控制
- 砂輪主軸及工件主軸均可無段變速
- 雙 V 型滑道·經熱處理硬化·滑道面經精密研磨·並貼附 Turcite-B 耐磨片及鏤花處理



▶ 操作面板

- 集中式面板



▶ 三爪夾頭

- 本機採用4"三爪夾頭夾持
- 工件主軸頭可做單邊 22.5° 之迴轉角度調整適合工件外徑斜度研磨
- 工件主軸轉速可無段變速0-600rpm

▶ 砂輪主軸

- 砂輪主軸頭移動採用進給把手控制
- 可加裝光學尺提升定位精度·最小單位1um
- 砂輪主軸無段變速0-12,000rpm

▶ 標準配件

- | | |
|--|----------------------------|
| 砂輪($\varnothing 100 \times \varnothing 20\text{T} \times \varnothing 25.4\text{mm}$) | $\pm 45^\circ$ 旋轉盤 |
| 法蘭本體 $\varnothing 25.4\text{mm}$ | 工作燈 |
| 法蘭拔取器 | 工具箱及其配件(含六角板手*1組、 |
| 法蘭墊片(厚、薄) | 開口板手*3、砂輪機拆卸板手*1、三爪夾頭板手*1) |

▶ 特殊配件

- 吸塵器
- 冷卻裝置
- 光學尺(雙軸,1um)
- 鑽石砂輪/CBN砂輪(可依客戶需求訂製)

▶ 應用

- 沖壓模具零件
- 塑膠模具零件
- 微小徑外徑研磨

滾輪式外徑研磨機

H18-SP

※光學尺 (選配)



乾式研磨機型(標準)



濕式研磨機型(選配)

附沖水系統、防水護罩



濕式研磨機型(選配)

半罩式·附沖水系統

型號/規格	單位	H18-SP
可夾持工件直徑	mm	Ø1-Ø25
研磨直徑範圍	mm	Ø0.3-Ø25
X軸行程	mm	90
Y軸行程	mm	50
進給		
Y軸手輪每刻度	mm	0.005
X、Y軸進給方式	-	手動
X、Y軸床台速度	-	手動
工作主軸頭		
工作主軸轉速(無段變速)	rpm	0-380
工作主軸頭迴轉角度	deg.	±5°
工作主軸伺服馬達	W	25
砂輪主軸頭		
砂輪規格	mm	Ø100*20T*Ø25.4
砂輪主軸馬達	HP	1
砂輪主軸轉速(無段變速)	rpm	0-12000
機械尺寸(長*寬*高)	mm	850*820*1480
機械重量(約)	kg	250


▶ 機台特色

- 滾輪式夾持工件
- X, Y 軸均為手動進給
- 砂輪主軸轉速採用變頻器控制
- 砂輪主軸及工件主軸均可無段變速
- 雙 V 型滑道，經熱處理硬化，滑道面經精密研磨，並貼附 Turcite-B 耐磨片及鍍花處理



▶ 操作面板

- 集中式面板



▶ 滾輪式夾持

- 工件夾持採用滾輪式搭配，可做上下微調，使工件與砂輪精密對準
- 工作主軸頭可做 $\pm 5^\circ$ 之迴轉角度調整

▶ 砂輪主軸

- 砂輪主軸頭移動採用進給把手控制
- 可加裝光學尺提升定位精度，最小單位1um
- 砂輪主軸無段變速0-12,000rpm

▶ 標準配件

砂輪($\varnothing 100 \times \varnothing 20T \times \varnothing 25.4mm$)
 法蘭本體 $\varnothing 25.4mm$
 法蘭拔取器
 法蘭墊片(厚、薄)

圓弧修刀座
 工作燈
 工具箱及其配件
 (六角板手*1組、開口板手*3、砂輪機拆卸板手*1)

▶ 特殊配件

吸塵器、冷卻裝置
 光學尺(雙軸1um)
 $\pm 45^\circ$ 旋轉盤
 角度修刀座

平面修刀座
 滾輪心軸10T、12T、16T、20T
 滾輪心軸6T、8T、38T
 鑽石砂輪/CBN砂輪(可依客戶需求訂製)

▶ 應用

錫銅沖棒
 高速鋼沖棒
 鉚釘沖頭

段差沖棒
 導套外徑研磨
 A沖、T沖、K沖

引導、定位沖頭、襯套
 抽芽沖頭
 引導沖頭

滾輪式外徑研磨機【端面】

H18R-SP

※光學尺(選配)



乾式研磨機型(標準)



濕式研磨機型(選配)

附沖水系統、防水護罩



濕式研磨機型(選配)

半罩式·附沖水系統


型號/規格	單位	H18R-SP
可夾持工件直徑	mm	Ø1-Ø25
研磨直徑範圍	mm	Ø0.3-Ø25
X軸行程	mm	90
Y軸行程	mm	50
進給		
Y軸手輪每刻度	mm	0.005
X、Y軸進給方式	-	手動
X、Y軸床台速度	-	手動
工作主軸頭		
工作主軸轉速(無段變速)	rpm	0-380
工作主軸頭迴轉角度	deg.	+0-90°
工作主軸伺服馬達	W	25
砂輪主軸頭		
砂輪規格	mm	Ø100*20T*Ø25.4
砂輪主軸馬達	HP	1
砂輪主軸轉速(無段變速)	rpm	0-12000
機械尺寸(長*寬*高)	mm	850*820*1480
機械重量(約)	kg	250

▶ 機台特色



▶ 操作面板

- 集中式面板



▶ 砂輪主軸

- 砂輪主軸頭移動採用進給把手控制
- 可加裝光學尺提升定位精度·最小單位1um
- 砂輪主軸無段變速0-12,000rpm



▶ 滾輪式夾持

- 工件夾持採用滾輪式搭配，可做上下微調，使工件與砂輪精密對準
- 工作主軸頭可做0-90°之迴轉角度調整，可研磨工件所需角度或端面



▶ 標準配件

砂輪(Ø100*Ø20T*Ø25.4mm)
 法蘭本體Ø25.4mm
 法蘭拔取器
 法蘭墊片(厚、薄)

圓弧修刀座 ±45°旋轉盤
 工作燈
 工具箱及其配件
 (六角板手*1組、開口板手*3、砂輪機拆卸板手*1)

▶ 特殊配件

吸塵器
 冷卻裝置
 光學尺(雙軸 1um)
 角度修刀座

平面修刀座
 滾輪心軸10T.12T.16T.20T
 滾輪心軸6T.8T.38T
 鑽石砂輪/CBN砂輪(可依客戶需求訂製)

▶ 應用

沖棒端面

梅花針端面

六角沖頭端面

滾輪式外徑研磨機【製刀用】

H18T-SP

※光學尺 (選配)



濕式研磨機型(標準)

附沖水系統、防水護罩



濕式研磨機型(選配)

半罩式·附沖水系統

型號/規格	單位	H18T-SP
可夾持工件直徑	mm	Ø1-Ø25
研磨直徑範圍	mm	Ø0.3-Ø25
X軸行程	mm	90
Y軸行程	mm	50
進給		
Y軸手輪每刻度	mm	0.005
X、Y軸進給方式	-	手動
X、Y軸床台速度	-	手動
工作主軸頭		
工作主軸轉速(無段變速)	rpm	0-380
工作主軸頭迴轉角度	deg.	±5°
工作主軸伺服馬達	W	25
砂輪主軸頭		
砂輪本體規格	mm	Ø31.75
砂輪主軸馬達	HP	1
砂輪主軸轉速(無段變速)	rpm	0-12000
機械尺寸(長*寬*高)	mm	850*820*1480
機械重量(約)	kg	250

▶ 機台特色

- 滾輪式夾持工件
- X, Y 軸均為手動進給
- 砂輪主軸轉速採用變頻器控制
- 砂輪主軸及工件主軸均可無段變速
- 雙 V 型滑道，經熱處理硬化。滑道面經精密研磨，並貼附 Turcite-B 耐磨片及鍍花處理




▶ 操作面板

- 集中式面板



▶ 滾輪式夾持

- 工件夾持採用滾輪式搭配，可做上下微調，使工件與砂輪精密對準
- 工作主軸頭可做 $\pm 5^\circ$ 之迴轉角度調整



▶ 砂輪主軸

- 砂輪主軸頭移動採用進給把手控制
- 可加裝光學尺提升定位精度，最小單位1um
- 砂輪主軸無段變速0-12,000rpm

▶ 標準配件

法蘭本體 $\phi 31.75\text{mm}$
法蘭拔取器
法蘭墊片(厚、薄)

工具箱及其配件
(六角板手*1組、開口板手*3、
砂輪機拆卸板手*1)

冷卻裝置
工作燈

▶ 特殊配件

光學尺(雙軸1um)
滾輪心軸10T、12T、16T、20T

滾輪心軸6T、8T、38T
鑽石砂輪/CBN砂輪(可依客戶需求訂製)

▶ 應用

鎢鋼刀具

鎢鋼段差

微小外徑加工

NC滾輪式外徑研磨機

NC-18



乾式研磨機型(標準)



濕式半罩式研磨機型(選配)

型號/規格	單位	NC-18
可夾持工件直徑	mm	Ø1-Ø25
研磨直徑範圍	mm	Ø0.3-Ø25
X軸行程	mm	120
Y軸行程	mm	60
進給		
Y軸手輪每刻度	mm	0.001
X、Y軸進給方式	-	自動
X、Y軸床台速度	m/min	0-4
X、Y軸進給伺服馬達	W	400
工作主軸頭		
工作主軸轉速(無段變速)	rpm	0-380
工作主軸頭迴轉角度	deg.	±5°
工作主軸伺服馬達	W	25
砂輪主軸頭		
砂輪規格	mm	Ø100*20T*Ø25.4
砂輪主軸馬達	HP	1
砂輪主軸轉速(無段變速)	rpm	0-12000
機械尺寸(長*寬*高)	mm	1340*1430*1600
機械重量(約)	kg	750

▶ 機台特色



▶ NC控制器

- 精心規劃的NC控制器
搭配彩色觸控螢幕，
具有易學、易操作特色



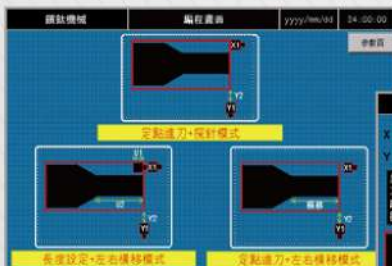
▶ 主體

- 滾輪夾持，同心度可達5um
- 工作主軸頭可做 $\pm 5^\circ$ 之迴轉角度調整
- 砂輪主軸轉速0-12000rpm



▶ 底座

- 穩重的機體結構，
具有最佳研磨穩定性



▶ 程式

- PLC 系統人機對話式介面簡易操作
- 三種加工圖型應用
- X軸與Y軸採用伺服馬達自動進給

▶ MPG手輪

- MPG 手輪提供各軸數的微調

▶ 標準配件

法蘭本體 $\varnothing 25.4\text{mm}$
法蘭拔取器
法蘭墊片(厚薄各一)

工具箱及其配件
工作燈
MPG 手輪

彩色觸控人機螢幕

▶ 特殊配件

吸塵器
冷卻裝置
 $\pm 45^\circ$ 旋轉盤

滾輪心軸10T、12T、16T、20T
滾輪心軸6T、8T、38T
鑽石砂輪/CBN砂輪 (可依客戶需求訂製)

▶ 應用

鎢鋼沖棒量產
高速鋼沖棒量產
鉚釘沖頭量產

段差沖棒量產
導套外徑研磨量產
A沖、T沖、K沖量產

引導、定位沖頭、襯套量產
抽芽沖頭量產



Ver. 201802

PINTAI

鑽鈦機械有限公司
420 台中市豐原區鎌村路322號

☎ +886-4-2537 0951

🏠 www.pintai-tw.com

☎ +886-4-2539 1801

✉ info@pintai-tw.com